


H1 2022 RESULTS PRESENTATION



JULY 27, 2022

FNAC DARTY



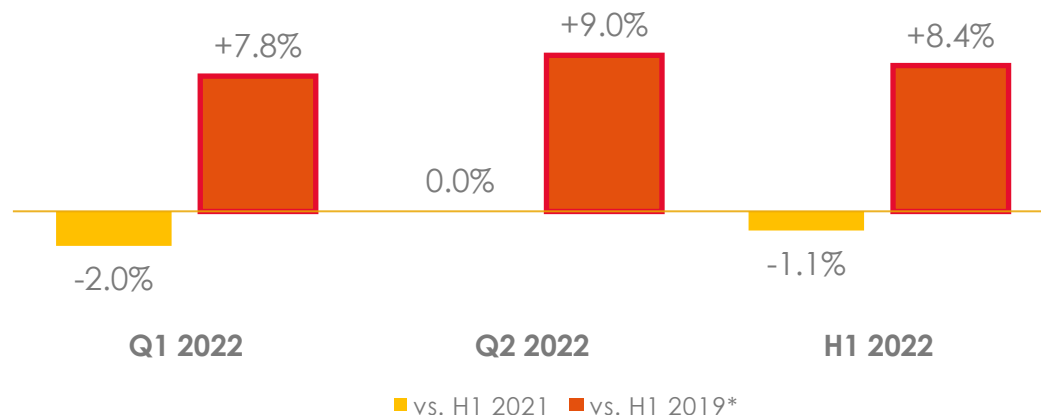
BUSINESS REVIEW

Enrique Martinez, CEO

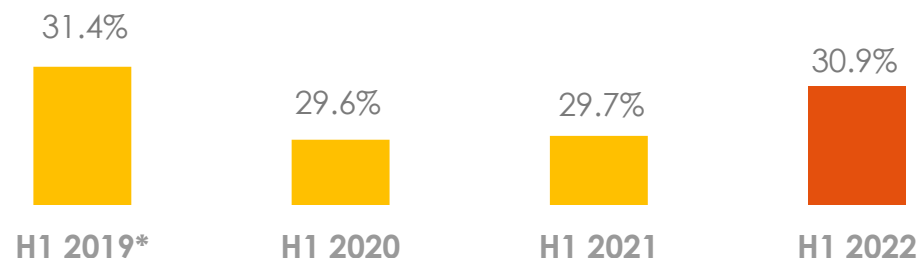
FNAC DARTY

GOOD RESILIENCE OF H1 2022 RESULTS

Group revenue change (%)



Gross margin rate evolution



- H1 2022 revenue of €3,428m**, down slightly by -1.1% on a reported basis and -1.7% on a like-for-like basis¹ compared with H1 2021, in the context of a very high comparison basis and sharply rising inflation
 - Compared with proforma 2019*, H1 2022 revenue showed strong growth of +8.4%, driven by an increase in the average basket
 - Strong work with all suppliers to adjust inventory levels in order to continue to offer a good level of product availability throughout the period
- Gross margin rate of 30.9%**, up +120 bps vs. H1 2021, mainly driven by Darty Max and the gradual recovery of the ticketing business
- Current operating income of €19m**, roughly stable vs. H1 2019 proforma¹ and H1 2021 excluding the one-off purchasing power bonus of c. €7m and the expenses allocated to activities rolled-out during the semester

¹ Like-for-like excludes changes in foreign exchange rates, changes in scope of consolidation, openings and closures of integrated stores
 *Including Nature & Découvertes on a full-year basis and excluding BCC

H1 2022 REVENUE BY CHANNEL AND PRODUCT CATEGORY

- By channel:

- **In-store sales** showed solid growth in all regions with all stores reopened
- **Online sales** amounted to 22% of total sales, up +4 pts compared with the pre-pandemic level, as digital market penetration returned to normal after two years of online sales being boosted by store closures
- **Click & collect** remains at a high level of 47% of online sales in H1 2022

- By product category:

- In the context of a high comparison basis, market volumes in **appliances** declined mainly due to sluggish household consumption, while the average selling price continued to increase gradually
- Good momentum in **telephony**, **sound** and **photo** offset by a decline in categories that outperformed during the health crisis
- **Books** continued to post strong sales growth, in line with the gradual recovery in store traffic and the positive impact of the Culture Pass
- Growth of **services** thanks to Darty Max expansion as well as gradual recovery in ticketing

¹ Like-for-like excludes changes in foreign exchange rates, changes in scope of consolidation, openings and closures of integrated stores

A RESPONSIBLE PLAYER WITH A STRONG COMMITMENT TO REPAIRS AND SUSTAINABLE CONSUMPTION



➤ First steps in the roll-out of the partnership with Apple

- 143 WeFix points of service joined the network of Apple Authorized Service Providers (AASPs) in France at the end of June and now have access to Apple spare parts
- ➔ **Strengthens the Group's commitment to product repair and durability which will contribute to achieving the target of 2.5 million products repaired by 2025**

➤ Integration of an innovative tool called "informed delivery" on Fnac and Darty websites

- Customers can estimate the environmental impact of the various delivery methods when purchasing on fnac.com and darty.com
- ➔ **Helps to educate customers and reduce the environmental impact of the Group's e-commerce activity**



1st retailer to launch "informed delivery"

➤ Further enrichment of the Darty Max service offering

- Extension of Darty Max to all Fnac integrated stores and introduction of the first video-based product care and maintenance service
- To meet the growing number of products being repaired, more than 220 technicians are being trained
- ➔ **Contributes to achieving the target of 2 million Darty Max subscribers by 2025 and increasing the number of products repaired**





FINANCIAL HIGHLIGHTS

Jean-Brieuc Le Tinier, CFO

FNAC DARTY

FRANCE AND SWITZERLAND IN H1 2022

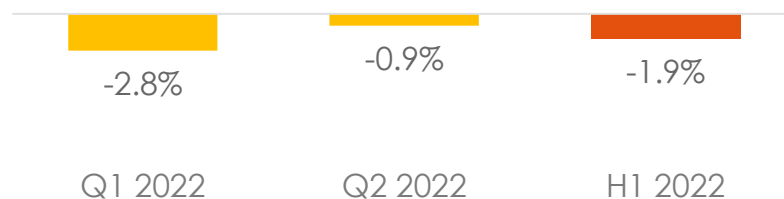
€m	H1 2021	H1 2022	Change
Revenue	2,878	2,844	-1.2%
Current operating income	32.7	16.7	-16.0

Resilience of sales in H1 2022

- Strong momentum in books, telephony and sound
- IT equipment and TV suffered from high comparison basis and appliances from sluggish household consumption, which penalized volumes in this market
- Nature & Découvertes showed growth in revenue yoy but is still penalized by a level of traffic that remains below the pre-crisis level
- Services performed well, driven by solid growth from Darty Max and the gradual recovery of ticketing

- **Current operating income** decreased to €17m mainly due to the impact of the PEPA bonus and the opex allocated to the rolling out of new activities during H1

H1 2022 revenue¹ change vs. H1 2021



¹ Like-for-like excludes changes in foreign exchange rates, changes in scope of consolidation, openings and closures of integrated stores

IBERIAN PENINSULA IN H1 2022

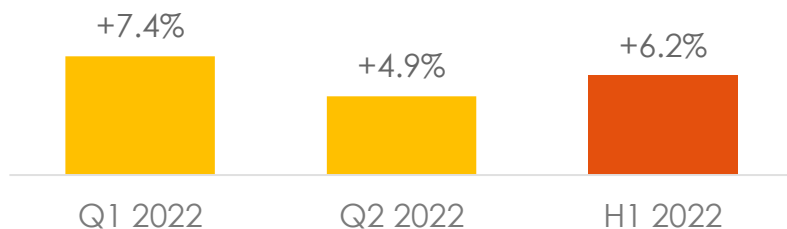
€m	H1 2021	H1 2022	Change
Revenue	285	306	+7.1%
Current operating income	-4.2	-1.9	+2.3

■ Strong revenue growth

- Significant store performance, boosted by a more favorable comparison basis due to the later end of lockdown measures in 2021
- All product categories sustained the sales growth in both countries, particularly books, telephony, photo and sound as well as services

- **Current operating income** improved by €2.3m despite an aggressive competitive environment, particularly in Spain

H1 2022 revenue¹ change vs. H1 2021



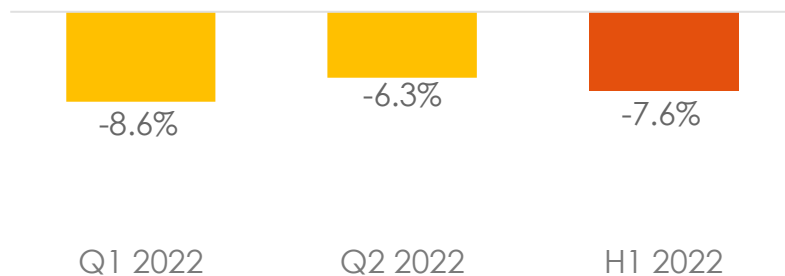
¹ Like-for-like excludes changes in foreign exchange rates, changes in scope of consolidation, openings and closures of integrated stores

BELGIUM AND LUXEMBOURG IN H1 2022

€m	H1 2021	H1 2022	Change
Revenue	301	279	-7.3%
Current operating income	5.6	3.8	-1.8

- **Revenue** decreased mainly due to lower sales volumes in domestic appliances in a context of a very high basis of comparison and particularly high level of inflation, while services posted a good performance
- However, the team's solid commercial execution enabled the region to outperform the market and post a resilient **Current operating income of €4m**

H1 2022 revenue¹ change vs. H1 2021



¹ Like-for-like excludes changes in foreign exchange rates, changes in scope of consolidation, openings and closures of integrated stores

H1 2022 GROUP FINANCIAL RESULTS

€m	H1 2021	H1 2022
Revenue	3,465	3,428
Gross margin	1,029	1,058
Costs	995	1 039
Current operating income	34	19
Non-current operating income and expenses	-3	-14
Operating income	32	5
Financial expense	-25	-18
Tax expense	-9	-3
Net income from continuing operations, Group share	1	-17
Discontinued operations	17	-0
Consolidated net income, Group share	17	-18

■ Continued tight control of operating costs

- Most of the rise in operating costs is due to the closure of some stores last year as a result of the Covid crisis, the PEPA bonus and the costs linked to the rolling out new activities
- Implementation of performance plans enabling the Group to almost entirely offset the impact of inflation
- Operating costs as a percentage of sales are slightly lower in H1 2022 than in H1 2019¹

■ Current operating income at €19m

- Roughly stable vs. H1 2021 and proforma H1 2019¹, excluding the PEPA bonus and the impact of the rolling out new activities

■ Consolidated net income from continuing operations, Group share at -€18m

¹ Including Nature & Découvertes on a full-year basis and excluding BCC

FREE CASH-FLOW GENERATION

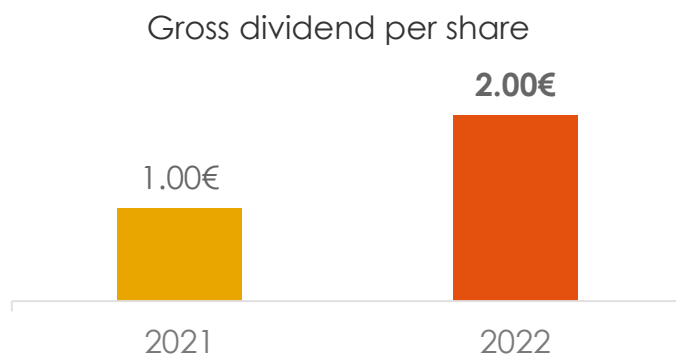
€m	H1 2021	H1 2022
EBITDA	210	192
IFRS 16 impact	-125	-126
Non-recurring cash elements	2	2
Cash flow from operations before tax, dividends and interest	88	68
Change in working capital ¹	-581	-735
Capex	-46	-56
Tax	-38	-40
Operating free cash-flow¹	-577	-764

- **EBITDA at €192m** including the impact of IFRS 16, down by -€18m vs. H1 2021, in line with the change in current operating income
- **Operating free cash-flow¹ stands at -€764m**, mainly impacted by:
 - Unfavorable change in working capital requirements resulting in particular from advance product purchases amid sharply rising inflation and shortages of certain essential components
 - Building up inventories for the opening of 14 new Fnac shop-in-shops within Manor stores
 - Slightly higher level of capex than in H1 2021, as expected, due to the opening of the Fnac shop-in-shops in Manor

¹ Excluding IFRS 16

A STRONG LIQUIDITY POSITION

€m	12/31/2021	06/30/2022
Shareholders' equity	1,564	1,524
Net debt ¹	-247	586
<i>Gross debt</i>	934	936
<i>Cash & cash equivalents</i>	1,181	350
Rental debt (IFRS 16)	1,130	1,067



- **Net financial debt¹** amounted to €586 million at end of June 2022 impacted by usual seasonality of activity
- **Good cash position at €350m**, thanks to solid financial management, and a €500m revolving credit facility undrawn to date
- **Leverage² of 1.6x** at end of June 2022, in line with the Group's objective of a maximum of 2.0x²
- **Long-term credit rating upgraded to BB+** by S&P and **BBB** by Scope Ratings in H1 2022 alongside the unchanged Ba2 rating from Moody's, all with a stable outlook
- **Payment of a dividend for the second time: €2/share paid** on June 23, representing a payout ratio of c. 37%³

¹ Excluding IFRS 16

² Leverage (net debt/EBITDA) measured as at end of June with net debt excluding IFRS 16 measured as at end of June and 12-month rolling EBITDA excluding IFRS 16

³ Calculated on 2021 net income from continuing operations, Group share



OUTLOOK


Enrique Martinez, CEO

FNAC DARTY

OUTLOOK

- The Group has demonstrated its **resilience in H1 2022** in a context of rising inflation and geopolitical uncertainties that still impact visibility in the coming months
- For the rest of the year, the Group:
 - ✓ **Remains fully committed to continuing to outperform the market**, as it demonstrated in H1;
 - ✓ **Keeps focusing its efforts on optimizing its gross margin rate** thanks to:
 - effective supply-chain management enabling the Group to provide a wide range of products in a context of pressure on purchasing power and price increases, particularly in the more premium product categories
 - a positive service mix mainly driven by Darty Max
 - ✓ **Continues to implement solid cost control through efficient performance plans** that already offset the vast majority of inflation in H1 2022 and will continue in H2;
 - ✓ **Adjusts its operating investments** for 2022 to be slightly below €140m.
- Fnac Darty will continue to execute its **strategic plan Everyday** and **confirms its objectives** of achieving:
 - ✓ **Cumulative free cash-flow** from operations¹ of c. **€500m** over the **2021-2023 period**;
 - ✓ **Annual free cash-flow** from operations¹ **≥ €240m from 2025 onwards.**

¹ Excluding IFRS 16



Q&A

FNAC DARTY



APPENDICES

FNAC DARTY

DEFINITIONS (1/2)

- **Definition of Like-for-like sales growth**

- This indicator measures changes in revenue excluding the impact of exchange rate fluctuations, changes in scope and the opening and closure of directly owned stores since January 1, N-1.

- **Definition of Current operating income**

- Current operating income is the main indicator of the Group's operating performance. It is defined as the difference between the total operating profit and "Other non-current operating income and expenses."
- Recurring operating income is an intermediate line item intended to facilitate understanding of the entity's operating performance. It can be used as a way to estimate recurring performance.

DEFINITIONS (2/2)

With application of IFRS 16	IFRS 16	Without application of IFRS 16
EBITDA Current operating income before depreciation, amortization and provisions on fixed operational assets	Rent within the scope of IFRS 16	EBITDA excluding IFRS 16 EBITDA including rental expenses within the scope of IFRS 16
Free cash flow from operations Net cash-flow from operating activities, less net operating investments	Payment of rent within the scope of IFRS 16	Free cash flow from operations excluding IFRS 16 Free cash-flow from operations, including cash impacts relating to rents within the scope of IFRS 16
Net cash Gross cash and cash equivalents less gross financial debt	Rental debt	Net cash excluding IFRS 16 Net cash excluding rental debt
Net financial debt Gross financial debt less gross cash and cash equivalents	Rental debt	Net financial debt excluding IFRS 16 Net financial debt less rental debt
Net financial income	Financial interest on rental debt	Net financial income excluding IFRS 16

Q1/Q2/H1 REVENUE

(€m)	Q1 2022	Change vs. Q1 2021			Q2 2022	Change vs. Q2 2021			H1 2022	Change vs. H1 2021		
		Reported	At constant FX and comparable scope of consolidation	Like-for-like		Reported	At constant FX and comparable scope of consolidation	Like-for-like		Reported	At constant FX and comparable scope of consolidation	Like-for-like
France and Switzerland	1,471	-2.3%	-2.4%	-2.8%	1,373	-0.1%	-0.2%	-0.9%	2,844	-1.2%	-1.3%	-1.9%
Iberian Peninsula	157	8.5%	8.5%	7.4%	148	5.6%	5.6%	4.9%	306	7.1%	7.1%	6.2%
Belgium and Luxembourg	154	-8.6%	-8.6%	-8.6%	126	-5.6%	-5.6%	-6.3%	279	-7.3%	-7.3%	-7.6%
Group	1,782	-2.0%	-2.1%	-2.5%	1,647	0.0%	-0.2%	-0.8%	3,428	-1.1%	-1.2%	-1.7%

CASH FLOW STATEMENT

€m	H1 2021	H1 2022
Net Cash as at January 1	114	247
Operating free cash-flow ¹	-577	-764
Dividends paid	-1	-55
Shareholders' equity component – OCEANE bonds	21	0
Interest paid net of interest and dividends received	-17	-11
Acquisition/disposal of subsidiaries net of cash transferred	0	0
Acquisition/disposal of other financial assets (net)	2	2
Increase/decrease in equity and other transactions with shareholders	-1	-2
Cash-flow related to discontinued activities	-1	0
Others	7	-3
Change in Net Cash	-568	-832
Net Cash as at June 30	-454	-586

¹ Excluding IFRS 16

BALANCE SHEET

Assets in €m	At December 31, 2021	At June 30, 2022
Goodwill	1,654	1,654
Intangible assets	528	541
Tangible assets	575	569
Rights of use relating to lease agreements	1,115	1,047
Investments in associates	1	1
Non-current financial assets	40	45
Deferred tax assets	69	61
Other non-current assets	0	0
Non-current assets	3,982	3,918
Inventories	1,104	1,136
Accounts receivable	304	192
Current tax receivables	1	5
Other current financial assets	9	7
Other current assets	378	289
Cash & cash equivalents	1,181	350
Current assets	2,978	1,979
Assets held for sale	0	0
Total assets	6,960	5,897

Equity and Liabilities in €m	At December 31, 2021	At June 30, 2022
Share capital	27	27
Reserves related to equity	971	971
Conversion reserves	-6	-5
Other reserves and net result	563	523
Equity, Group share	1,555	1,516
Equity attributable to minority interests	8	8
Equity	1,564	1,524
Long-term liabilities	932	934
Long-term leasing debt	891	831
Provisions for retirement and similar benefits	188	152
Other non-current liabilities	79	38
Deferred tax liabilities	165	165
Non-current liabilities	2,255	2,120
Short-term liabilities	2	2
Short-term leasing debt	239	236
Other current financial liabilities	9	8
Accounts payable	2,037	1,346
Provisions	31	36
Tax liabilities	8	-23
Other current liabilities	816	648
Current liabilities	3,142	2,253
Liabilities associated with assets classified as held for sale	0	0
Total liabilities and equity	6,960	5,897

STORE NETWORK

	December 31, 2021			June 30, 2022		
	Owned	Franchised	Total	Owned	Franchised	Total
France and Switzerland¹	413	385	798	411	400	811
Iberian Peninsula	69	5	74	69	5	74
Belgium and Luxembourg	85	0	85	86	0	86
Group	567	390	957	566	405	971

¹ Including 13 stores abroad: 3 in Morocco, 4 in Tunisia, 1 in Congo, 1 in Cameroon, 2 in Ivory Coast and 2 in Qatar; and 17 overseas stores. Excluding Fnac shop-in-shops in Manor stores

COMPOSITION OF FNAC DARTY'S BOARD OF DIRECTORS AS AT JULY 27, 2022

Name	Role	Independency	Member of the Appointments & Compensation Committee	Member of the Audit Committee	Member of the Strategy Committee	Member of the Corporate, Environmental and Social Responsibility Committee
Jacques Veyrat	Chairman of the Board and chairman of the Strategy Committee	x			x	
Enrique Martinez	Chief Executive Officer				x	
Daniela Weber-Rey	Director	x		x		x
Sandra Lagumina	Vice-Chair of the Board & Chair of the Audit Committee	x		x	x	
Nonce Paolini	Director	x	x			
Brigitte Taittinger-Jouyet	Chair of the Appointments & Compensation Committee	x	x		x	x
Caroline Grégoire Sainte Marie	Director	x		x		x
Jean-Marc Janaillac	Chair of the Corporate, Environmental and Social Responsibility Committee	x			x	x
Stefanie Meyer	Director	x				
Javier Santiso	Director	x	x			
Laure Hauseux	Director	x				
Julien Ducreux	Director representing employees					
Franck Maurin	Director representing employees		x			

DISCLAIMER

IMPORTANT NOTICE: By reading this presentation, you agree to be bound by the following limitations and qualifications: certain information included in this release is not based on historical facts but on forward-looking statements. Such forward-looking statements speak only as of the date of this presentation and Fnac Darty expressly disclaims any obligation or undertaking to release any updates or revisions to any forward-looking statements in this presentation to reflect any change in expectations or any change in events, conditions or circumstances (or otherwise) on which these forward-looking statements are based. Such forward-looking statements are for illustrative purposes only. Investors are cautioned that forward-looking information and statements do not guarantee future performance and are subject to various known and unknown risks, uncertainties and other factors, many of which are difficult to predict and generally beyond the control of Fnac Darty, and could cause actual results to differ materially from those expressed in, or implied or projected by, such forward-looking information and statements. These risks and uncertainties include those discussed or identified in Chapter 6 “Risk factors and internal control” of the Fnac Darty 2021 Universal Registration Document filed with the French Autorité des Marchés Financiers (“AMF”) on March 17, 2022, and which is available in French and in English on the AMF’s website at www.amf-france.org and on Fnac Darty’s website at www.fnacdarty.com.

This material was prepared solely for informational purposes and does not constitute and is not to be construed as a solicitation or an offer to buy or sell any securities or related financial instruments in the United States of America or any other jurisdiction. Likewise, it does not provide and should not be treated as providing investment advice. It does not reflect in any way the specific investment objectives, financial situation or particular needs of any recipient. No representation or warranty, either expressed or implied, is provided in relation to the accuracy, completeness or reliability of the information contained herein. It should not be regarded by recipients as a substitute for the exercise of their own judgment. Any opinions expressed in this material are subject to change without notice.

This material is being furnished to you solely for your information, and it may not be reproduced, redistributed or published (whether internally or externally to your company), directly or indirectly, in whole or in part, to any other person. Failure to comply with these restrictions may result in the violation of legal restrictions in some jurisdictions.

The distribution of, or access to, this release in certain jurisdictions may be subject to legal or regulatory restrictions. Accordingly, any persons coming into possession of this document are required to inform themselves about and to observe any such restrictions. Fnac Darty expressly disclaims any liability as to the violation of such restrictions by any person.

Finally, the tables contain individually rounded data. The arithmetical calculations based on rounded data may present some differences with the aggregates or subtotals reported.